

Guide to the Parent App

An overview of the app, and how it is used

What is the parent app?

Our Parent App allows you to manage your child's record with Consent2Go at any time. Through the app you can;

- Manage your child's information
- Response to Event Invitations
- Review upcoming event details
- See school contact information

There are 3 main section of the Parent App.

- Settings Tab
- Student Tab
- Event Tab


This guide will break down each section of the Parent App.



Please Note: To register for the Parent App you must have verified your email address via a Student Profile Update. Please contact your school for assistance with this.

Notification Bell:

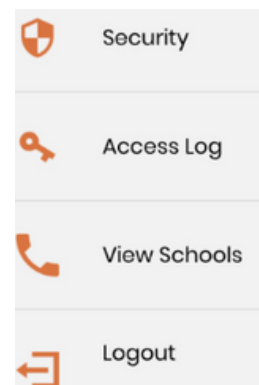
Located at the top right corner of the app, the notification bell will inform you of any outstanding actions that require your attention. Such as an event invitation, or profile update.



Settings Tab:

Located on the far right of the bottom menu, the settings tab allows you to:

- Manage your app security, such as change password and enable biometrics when you login
- Review your account access log. Which shows you what was accessed on your app and when
- View your child's school and their contact information
- Logout of the app

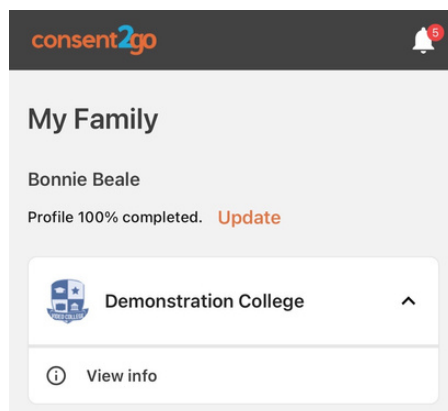


The very bottom of this tab also shows you the current version of the app.

Student Tab:

Located in the centre of the bottom menu, the student tab will show a list of your children's profiles in Consent2Go. For each child listed here, you are able to:

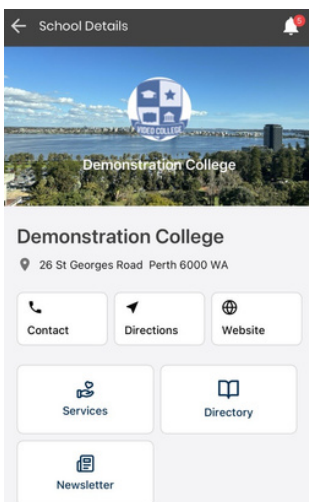
- View their current record, and the information held by the school.
 - Including emergency contact information, permissions, and medical conditions.
- View the school's information
- Complete a Student Profile Update at any time, without receiving an invitation.



The profile feature of the app will show the information that has been provided for your child

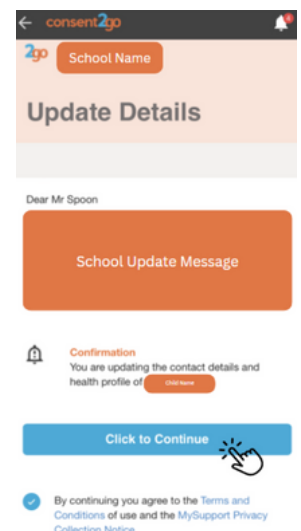
By clicking on the **'Update'** button, you will be taken to the beginning of our Student Profile Update process. This update can be used to review and make changes to the current information the school holds for your child.

Click 'View Info' will open the School Details section, and display general information about your child's school.



Including:

- Contact Details
- Directions
- A link to the Website
- Services
- Newsletters
- School Directory



Event Tab:

Located on the far left of the bottom menu, the event tab shows you any upcoming events or activities that your child may be invited to. This tab allows you to:

- Provide consent to event invitations
- View event details
- Filter the event list by event type, response status, or child
- See past and future events using the calendar view



The **Event List** shows you the information relating to the events your child is invited to.

By selecting '**Update Response**' you will be taken to the beginning of the event invitation, which will prompt you to provide consent, or allow you to change your provided answer.

To open the event information, select '**View Details**'. This view will show you the basic information for the event, and allow you to add the event to your phone calendar.

The **Calendar View** allows you to see events that your child has been invited to in the past, or are upcoming. To view these, select the 'Show Calendar' button and swipe either left or right across to view the different dates. The orange icon indicates an event is happening that day.



Event Filters

Event Type	All >
Response Status	All >
Children	All >

The **Filter** button allows you to tailor your event list to view specific information, such as:

- Event Type
- Response
- Child

If you are having troubles with the Consent2Go app, you can contact our friendly support staff via email at support@consent2go.com